

What is Twitter?

Twitter is a free service that tells people “What are you doing?” Instead of sending text messages from your phone, you have a page or account that you can create a text message that is broadcast to anyone that wants to “follow” you.

Here’s some typical Q&A’s about the service:

Q. How does Twitter work?

A. You set up your own account, you post text messages (up to 140 characters), and then send. Anyone following you will see those messages.

Q. Is there any charge for Twitter?

A. No. Twitter is a free service for you. Recipients that receive text message on their phone will have standard text message rates apply per their service provider.

Q. Can anyone Tweet me?

A. No. You must sign up for Twitter (have an account) and click to “follow” someone first. You can delete “follows” anytime from your account.

Q. How do I sign up?

A. Go to www.twitter.com. Click on join by clicking on “Let me in >.” You will need to compose a unique name for yourself just like a URL for a Web site. The sooner you join the better chances that your name is available.

Q. Can users respond to my Tweet messages?

A. Yes if they want to. It is not an instant message (IM) format, it works like all text messages – you send, they receive and can response back with a text message. More than likely, they just want to follow you as the main Tweeter would not respond to dozens or thousands of emails individually. They would gather input and compose a general Tweet. You always have text messaging to use for individual communications.

Q. Are Tweets (Twitter sends) sent to my phone automatically?

A. No, not by default. This is a misunderstanding since you have to first find someone, click to “follow” them, and then click the option to have Tweets sent to your phone, otherwise they appear on your Twitter online page only under people/companies you are following. Once you select “send SMS message to my phone” then they are sent from people you are following whenever they Tweet.

Q. I posted my phone number on Twitter, is it available to others and will I get junk phone mail?

A. No. Your phone number is not seen by Twitter members. You get a message from their routing number shown as “40404.” Any vendor that sends info to your phone must purchase a routing number/ID which is seen by recipients (this is expensive and difficult, not anyone can do it). Unlike Facebook, for which there are no privacy guards and all your info is public, Twitter is like a Web page, whatever you show is all they see. Your phone number is not seen.

How to Join Twitter?

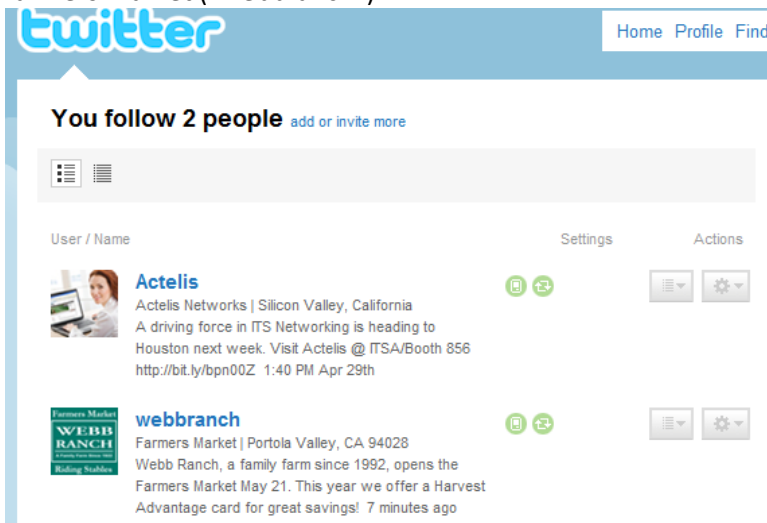
1. Go to www.twitter.com.
2. If you’re a new user, create a unique name or ID and password. Now you have an account.
3. You setup various options, a picture or logo is helpful for followers.
4. Or, login to your Twitter account. My Twitter name to follow is “bobmackpeak.”

5. On the top right, you'll see your profile with following and followers info.



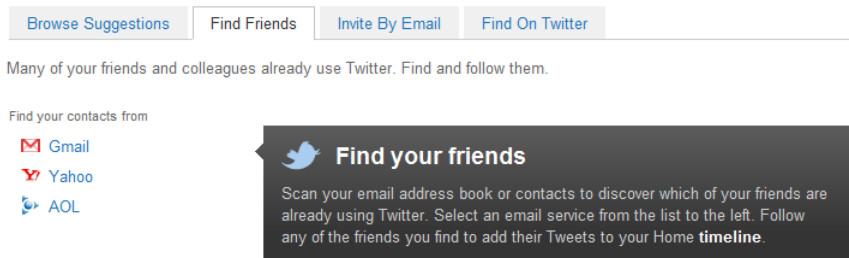
How to Follow Webb Ranch

6. To follow someone, click on the [following](#) link and you'll see a blank screen to start following someone. The example is mine and I'm already following two companies – Actelis Networks (“actelis”) and Webb Ranch Farmers Market (“webbranch”).



7. At the top left, click on “add or invite more”
8. You'll see the next screen on the “Find Friends” tab.

See if your friends are on Twitter

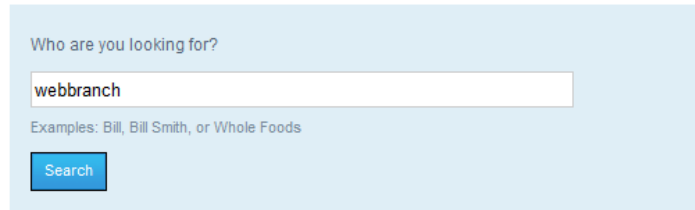


9. Click on “Find on Twitter” tab

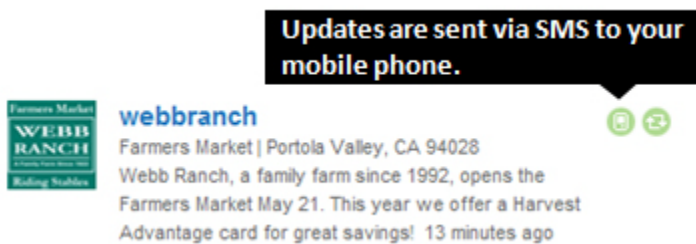
Find accounts and follow them.



You can find people, organizations, or companies you know that already have a Twitter account.



10. In the “Who are you looking for?” box, enter [webbranch](#)
11. Now you’re following Webb Ranch “Tweets” online.
12. **IMPORTANT** – This only sends Tweets to your online page. You need to turn on phone tweets (off by default). Go to your home page, top right click on “following” it should say “1” (or more) now. When Webb Ranch shows up in the body of the page, look to the right for the **green circle with the phone icon** and click on it. This will turn on the SMS messaging for your phone and confirm in a black popup box:



That’s it, welcome to Twitter’s world.